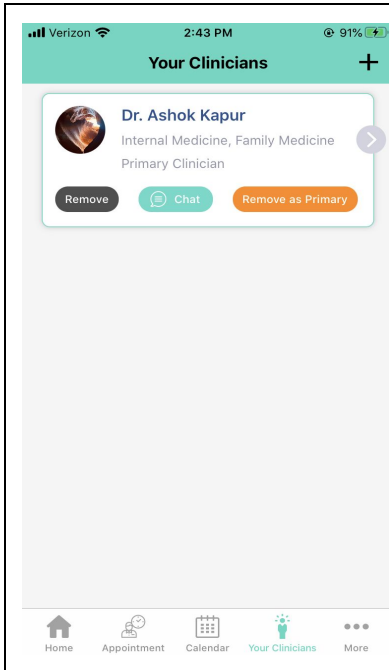
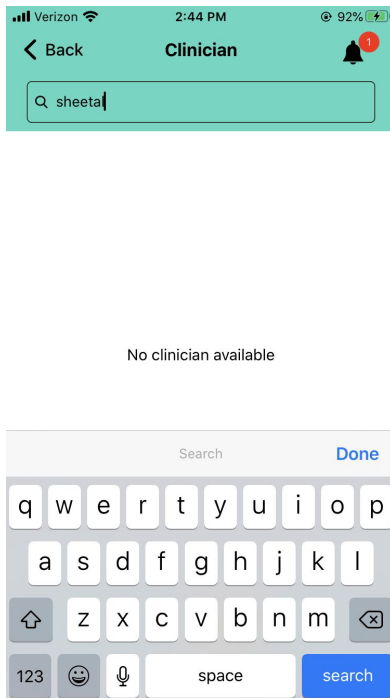


Adding a Primary Clinician or Specialist

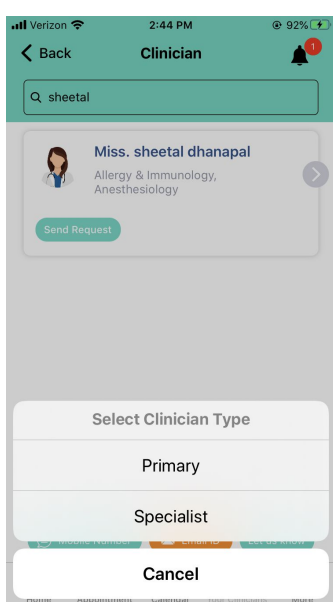


Go to Your Clinicians and click on “+”



Type in the clinician you are looking for, and make sure the clinician accepts patients in your state location.





Click send request and choose between primary and specialist

1. You may only have one primary clinician at a time
2. Adding a primary clinician adds you to the clinician's list of primary patients
3. You can send chats to your primary as well as specialist clinician
4. Once the provider accepts your request, you should be able to send and receive chat messages with your provider.

Your clinician/specialist will receive a notification and accept your request.

